





The Art Room At Home

River to Sea Project



This project is designed for students in their final year of primary education getting ready to transition to secondary school.

Moving from primary school to secondary school can be imagined as a boat on its journey from a river to the sea. This project is a chance to think about your time at primary school and the changes ahead as you sail into secondary school.



Materials

- Paper or card
- Paint, crayons, pens or pencils
- Recycled items
- Scissors
- String, glue or Sellotape



Project inspiration

Check out this document for more images, stories, activities and music inspired by 'River to Sea' which can be calming to listen to while you create. You can learn different ways to build boats. We recommend using these extra ideas alongside this project sheet to help inspire your art.

[Download additional resources](#)



Films for creative ideas

BAFTA Kids have partnered with us for this project. Why not watch a film to get creative ideas?

- Moana – BAFTA Nominated in 2017 for Children's Feature Film and Animated Film
- Whale Rider – won a BAFTA for Children's Feature Film in 2003



Share your creations

We'd love to see your artwork! Share photos of your creations with us on social media:

[@Place2Be](#)

[Place2Be](#)

[@Place2Be](#)

[Place2Be](#)



Activity: From River to Sea



Imagine

Read this story, 'A River' by Marc Martin



It is on YouTube to read or watch:
<https://bit.ly/2UoffWv>

Listen to our River to Sea Project Playlist on Spotify: <https://spoti.fi/3eZjX4X>



'Tago Bay on the Tokaido' by Katsushika Hokusai



'Houses on the River' by Monet



The Amazon River in Brazil


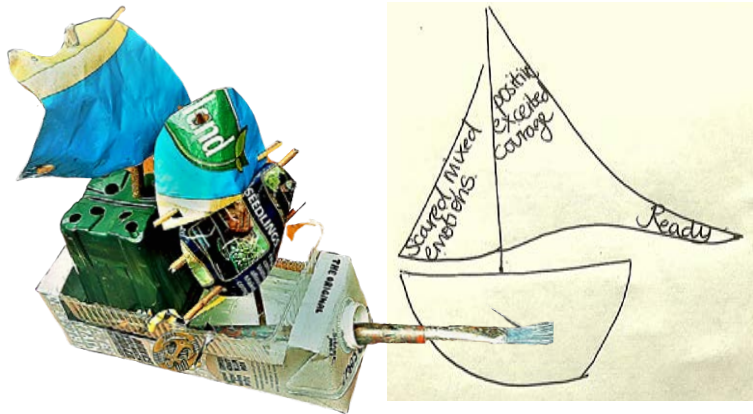
Session Aims

- Create your boat
- Make a river and sea for it to sail on
- Reflect on your time in primary school, and think ahead to secondary school



Create

- 1) Make a little boat that shows different things about you. Here are some ways to go about it:
 - Draw, paint or cut and paste bits from magazines and newspapers onto paper/flat surface.
 - Collect and combine different recycled materials. They need to be water resistant if you want your boat to float. Glue and Sellotape will loosen in water, so tie with string instead.
- 2) Create a background of a river flowing to the sea. Primary school memories can be drawn or written around your river. Any hopes and thoughts about secondary school can be added to your sea. Your boat and background can be on the same page or separate ones. Float your boat on water if possible!
- 3) Now add any words, images, or small trinkets to your boat that would be helpful on your journey to secondary school.



Explore

- The girl in the story navigated her boat along the river and out to sea. What do you think this was like for her?
- Which of your personality traits or qualities are reflected in your boat creation? How will these be important when starting secondary school?
- What memories will you cherish from your journey through primary school?
- What positive things or people could you bring in your boat to help you ride the high winds and waves?

Share your creations

We'd love to see your artwork! Share photos of your creations with us on social media:

@Place2Be

Place2Be

@Place2Be

Place2Be






End of project reflection

- The weather at sea can change, you may sail through calm waters and choppy waves. What might your sea be like?
- Think about the African proverb 'smooth seas don't make skillful sailors'. It's true that your voyage to secondary school may not be plain sailing. What might you learn from transitioning to secondary school?
- If you could sum up your boat ride from river to sea in three words, what would they be?

Now you are sailing the open sea... Ahoy!



More from The Art Room

If you enjoyed this 'River to Sea' Project, why not try one of the activities on our additional resources page?

Continue exploring the theme of 'River to Sea' by folding a paper boat, learning about a Brazillian festival and more!

[Download additional resources](#)

Have you seen our other Art Room at Home Projects?





Visit The Art Room At Home website to see our other projects for families, including Space and the Seasons Tree. We'll be adding new projects regularly, so keep checking the website for more.

[Visit The Art Room At Home](#)



Share your creations

We'd love to see your artwork! Share photos of your creations with us on social media:

 [@Place2Be](#)  [Place2Be](#)
 [@_Place2Be](#)  [Place2Be](#)